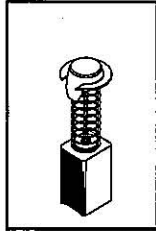
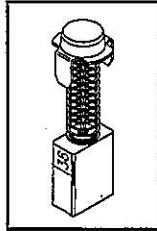


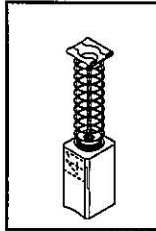
REPLACEMENT BRUSH FOR



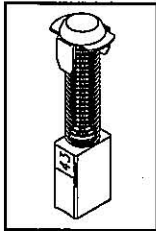
KBHIT021
6.5 x 7.5 x 13/12 mm.



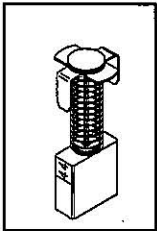
KBHIT038
7 x 13 x 18.5/17 mm.



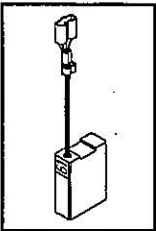
KBHIT041
6.5 x 7.5 x 13.5/12 mm.



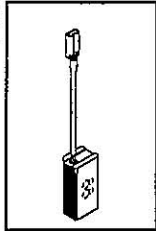
KBHIT043
7 x 11 x 18.5/17 mm.



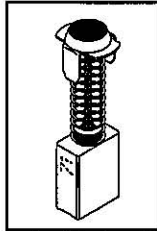
KBHIT044
7 x 17 x 18.5/17 mm.



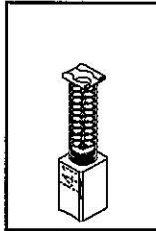
KBHIT061
7 x 17 x 22.7 mm.



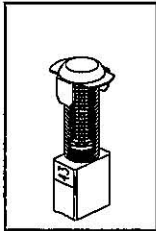
KBHIT088
6.5 x 9 x 17 mm.



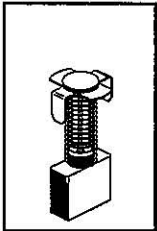
KBHIT071AC
7 x 13 x 20/17 mm.
AVAILABLE IN AUTO CUT-OFF ONLY
(EQUIVALENT STD BRUSH KBHIT038)



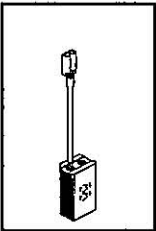
KBHIT072AC
7 x 13 x 15/12 mm.
AVAILABLE IN AUTO CUT-OFF ONLY
(EQUIVALENT STD BRUSH KBHIT041)



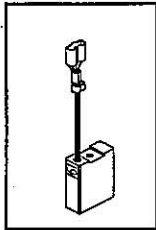
KBHIT073AC
7 x 11 x 21/17 mm.
AVAILABLE IN AUTO CUT-OFF ONLY
(EQUIVALENT STD BRUSH KBHIT043)














KBHIT074AC
7 x 17 x 21/17 mm.
AVAILABLE IN AUTO CUT-OFF ONLY
(EQUIVALENT STD BRUSH KBHIT044)



KBHIT076AC
6.5 x 9 x 17 mm.
AVAILABLE IN AUTO CUT-OFF ONLY
(EQUIVALENT STD BRUSH KBHIT088)



KBHIT089AC
7 x 17 x 22.7 mm.
AVAILABLE IN AUTO CUT-OFF ONLY
(EQUIVALENT STD BRUSH KBHIT061)



PART NUMBER CROSS REFERENCE

HITACHI NO.	ELECTROBRUSH SUPPLIES CO. NO.
999021	KBHIT021
999038	KBHIT038
999041	KBHIT041
999043	KBHIT043
999044	KBHIT044
999061	KBHIT061
999088	KBHIT088
999071	KBHIT071AC AVAILABLE IN AUTO CUT-OFF ONLY (EQUIVALENT STD BRUSH KBHIT038)
999072	KBHIT072AC AVAILABLE IN AUTO CUT-OFF ONLY (EQUIVALENT STD BRUSH KBHIT041)
999073	KBHIT073AC AVAILABLE IN AUTO CUT-OFF ONLY (EQUIVALENT STD BRUSH KBHIT043)
999074	KBHIT074AC AVAILABLE IN AUTO CUT-OFF ONLY (EQUIVALENT STD BRUSH KBHIT044)
999076	KBHIT076AC AVAILABLE IN AUTO CUT-OFF ONLY (EQUIVALENT STD BRUSH KBHIT088)
999089	KBHIT089AC AVAILABLE IN AUTO CUT-OFF ONLY (EQUIVALENT STD BRUSH KBHIT061)

UP DATE 21/03/08