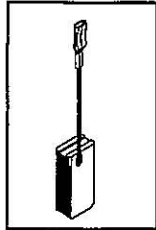
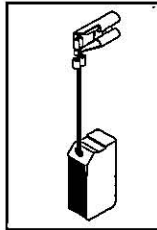


# REPLACEMENT BRUSH FOR

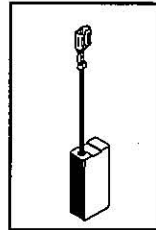
# HILTI



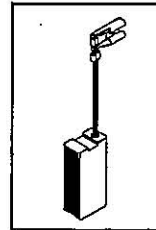
**KBHILITE2**  
5 x 8.5 x 18 mm.  
AVAILABLE IN STANDARD  
AUTO CUT-OFF



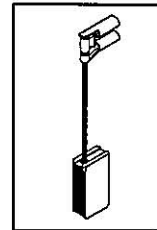
**KBHILITE16**  
6.3 x 10 x 19 mm.  
AVAILABLE IN STANDARD  
AUTO CUT-OFF



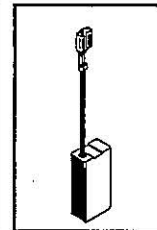
**KBHILITE35**  
7 x 12.4 x 26 mm.  
AVAILABLE IN STANDARD  
AUTO CUT-OFF



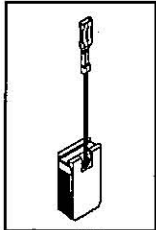
**KBHILITE56**  
7 x 12.4 x 26 mm.  
AVAILABLE IN STANDARD  
AUTO CUT-OFF



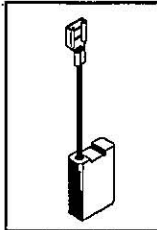
**KBHILITE65**  
5 x 10 x 18 mm.  
AVAILABLE IN STANDARD  
AUTO CUT-OFF























**KBHILITE76**  
7 x 12.4 x 26 mm.  
AVAILABLE IN STANDARD  
AUTO CUT-OFF



**KBHILITE125S**  
5 x 10 x 16.5 mm.  
AVAILABLE IN STANDARD  
AUTO CUT-OFF



**KBHILITE230S**  
6.3 x 16 x 23 mm.  
AVAILABLE IN STANDARD  
AUTO CUT-OFF



## PART NUMBER CROSS-REFERENCE

HILTI NO.	ELECTROBRUSH SUPPLIES NO.
TE2	KBHILITE2 AVAILABLE IN STANDARD AND AUTO CUT-OFF
TE16	KBHILITE16 AVAILABLE IN STANDARD AND AUTO CUT-OFF
TE35	KBHILITE35 AVAILABLE IN STANDARD AND AUTO CUT-OFF
TE56	KBHILITE56 AVAILABLE IN STANDARD AND AUTO CUT-OFF
TE65	KBHILITE65 AVAILABLE IN STANDARD AND AUTO CUT-OFF
TE76	KBHILITE76 AVAILABLE IN STANDARD AND AUTO CUT-OFF
DC125S	KBHILITE125S AVAILABLE IN STANDARD AND AUTO CUT-OFF
DC230S	KBHILITE230S AVAILABLE IN STANDARD AND AUTO CUT-OFF

UP DATE 21/03/08