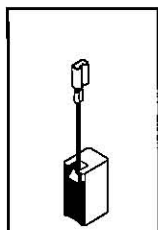
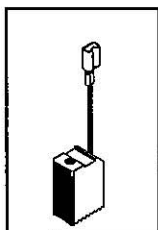


REPLACEMENT BRUSH FOR

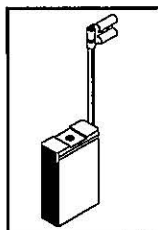
DEWALT



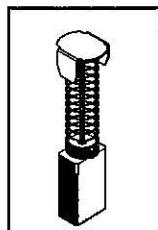
KBDW 939539/01
6.3 x 8 x 13.5 mm.
AVAILABLE IN STANDARD
AND AUTO CUT-OFF



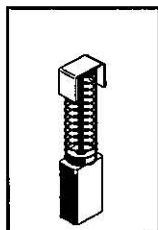
KBDW 949646/02
6.3 x 10 x 14 mm.
AVAILABLE IN
AUTO CUT-OFF ONLY



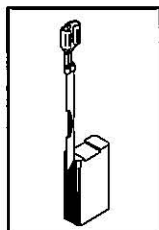
KBDW 940160/03
6.3 x 16 x 24 mm.
AVAILABLE IN
AUTO CUT-OFF ONLY



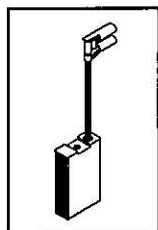
KBDW 25121501
6.4 x 10 x 20/17.5 mm.



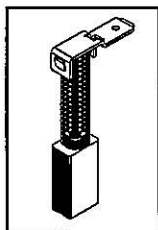
KBDW 13121501A
5 x 8 x 16.5/14.6 mm.



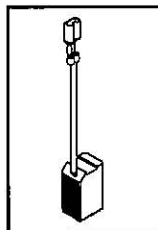
KBDW 381028/02
6.3 x 12.5 x 21.5 mm.



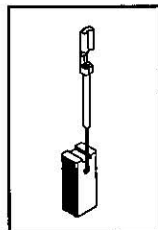
KBDW 585041/00
6.3 x 16 x 26.3 mm.
AVAILABLE IN
AUTO CUT-OFF ONLY



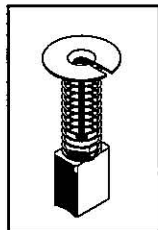
KBDW 940146/00
6.4 x 10 x 21/18.5 mm.



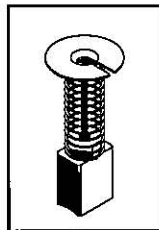
KBDW 401853/01
6.3 x 8 x 13.5 mm.



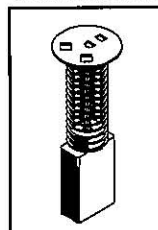
KBDW 323660/00
6 x 8 x 18 mm.



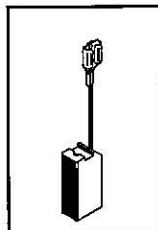
KBDW 450374/02
7.1 x 10.5 x 17/13.5 mm.



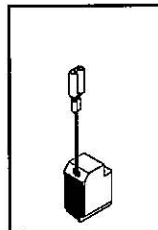
KBDW 450374/05
7.1 x 10.5 x 17/13.5 mm.

















KBDW 145323-01
6.4 x 12.8 x 22.8/19.3 mm.



KBDW 402874-01
6.3 x 10 x 20.4 mm.



KBDW 636128-03
6.5 x 10 x 13.2 mm.



PART NUMBER CROSS REFERENCE

DEWALT NO. **ELECTROBRUSH SUPPLIES co. NO.**

BK20
DW 818/D28127
939539-01, 930151-00 **KBDW 939539/01**
AVAILABLE IN STANDARD
AND AUTO CUT-OFF

BK21
949646-02 **KBDW 949646/02**
AVAILABLE IN
AUTO CUT-OFF ONLY

BK25
940160-03
DW 852/DW 499 **KBDW 940160/03**
AVAILABLE IN
AUTO CUT-OFF ONLY

013121501 **KBDW 25121501**

025121501 **KBDW 13121501A**

381028-02 **KBDW 381028/02**

585041-00 **KBDW 585041/00**

BK19, 940146-00 **KBDW 940146/00**

BK29, 401853-01 **KBDW 401853/01**

323660-00 **KBDW 323660/00**

BK05, 450374-05 **KBDW 450374/02**

BK05, 450374-05 **KBDW 450374/05**

145323-01 **KBDW 145323-01**

402874-01 **KBDW 402874-01**

636128-03 **KBDW 636128-03**