
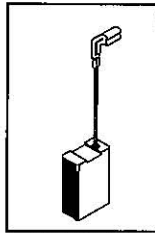


REPLACEMENT BRUSH FOR

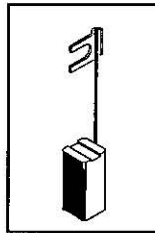
METABO



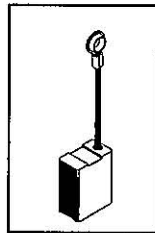
KBMET067
6.3 x 8 x 16.5/16 mm.



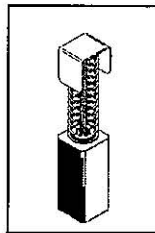
KBMET071
6.3 x 12.3 x 18 mm.



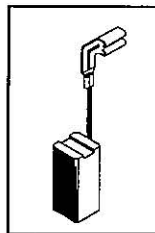
KBMET082
6.3 x 6.3 x 14 mm.



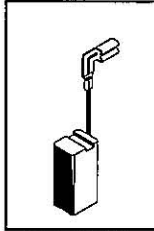
KBMET084
8 x 14 x 18 mm.
AVAILABLE IN STANDARD
AND AUTO CUT-OFF



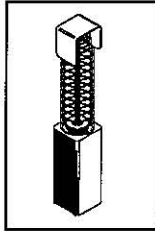
KBMET105
6 x 6 x 14.5/13.5 mm.



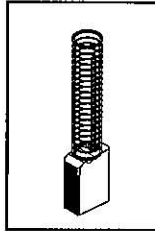
KBMET107
6.3 x 6.3 x 14 mm.



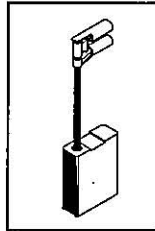
KBMET113
6.3 x 8 x 16 mm.
AVAILABLE IN STANDARD
AND AUTO CUT-OFF



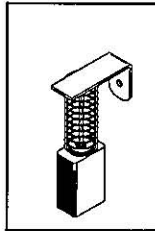
KBMET135
6.3 x 6.3 x 17.5/16.5 mm.



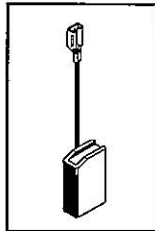
KBMET137
5 x 10 x 14.5 mm.
(NO BRUSH HOLDER)



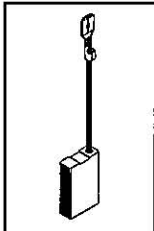
KBMET158
6 x 16 x 20 mm.



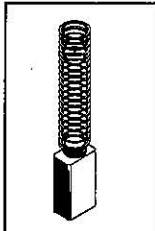
KBMET163
5 x 8 x 13/12 mm.



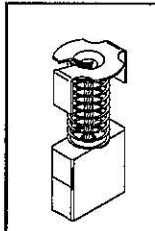
KBMET170
5 x 10 x 16 mm.
AVAILABLE IN STANDARD
AND AUTO CUT-OFF



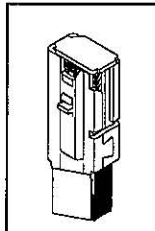
KBMET177
6 x 16 x 24 mm.
AVAILABLE IN STANDARD
AND AUTO CUT-OFF



KBMET179
5 x 8 x 16.5/14 mm.



KBMET185
7 x 17 x 16.8 mm.



KBMET494
5 x 10 x 14.5 mm.
(WITH BRUSH HOLDER)

PART NUMBER CROSS REFERENCE

METABO NO.	ELECTROBRUSH SUPPLIES CO. NO.
34301067	KBMET067
34301071	KBMET071
34301082	KBMET082
34301084	KBMET084 AVAILABLE IN STANDARD AND AUTO CUT-OFF
34301105	KBMET105
34301107	KBMET107
34301113, 34301112	KBMET113 AVAILABLE IN STANDARD AND AUTO CUT-OFF
34301135	KBMET135
34301137	KBMET137 (NO BRUSH HOLDER)
34301158	KBMET158
343001163	KBMET163
34301170	KBMET170 AVAILABLE IN STANDARD AND AUTO CUT-OFF
34301177	KBMET177 AVAILABLE IN STANDARD AND AUTO CUT-OFF
34301179	KBMET179
34301185	KBMET185
34301182	KBMET494 (WITH BRUSH HOLDER)

UP DATE 18/05/07